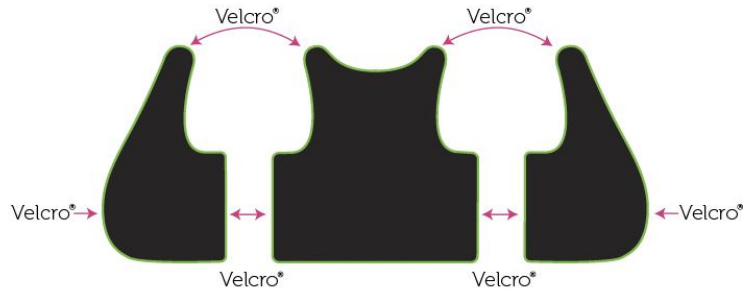
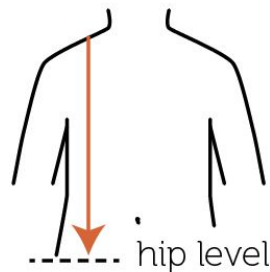


**5 Points of adjustment:** shoulders, sides & front.  
 Outside material is allover loop.

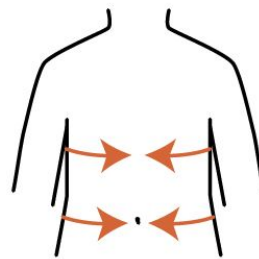


size	length	width	clothing size
S	12"-13"	20"-26"	3-5
M	14"-15"	22"-28"	6-8
L	16"-17"	25"-30"	9-12
XL	19"-22"	30"-39"	12+

**Length**  
 Vest should sit at  
 or above hip level.



**Width**  
 Measure around your  
 child's chest & stomach,  
 choose the larger number.



Note: For a snug fit, choose a vest 3" to 4" narrower than your child's width measurement.

Sizing Example: Your child's chest width is 25" & stomach width is 26".

Reduce the largest number by 3" or 4". (26" - 4" = 22").

If your child's length measurement is 12"-13" choose a Small.

If your child's length measurement is 14"-15" choose a Medium.

If you are on the fence, go for the larger size so your child can grow into it.